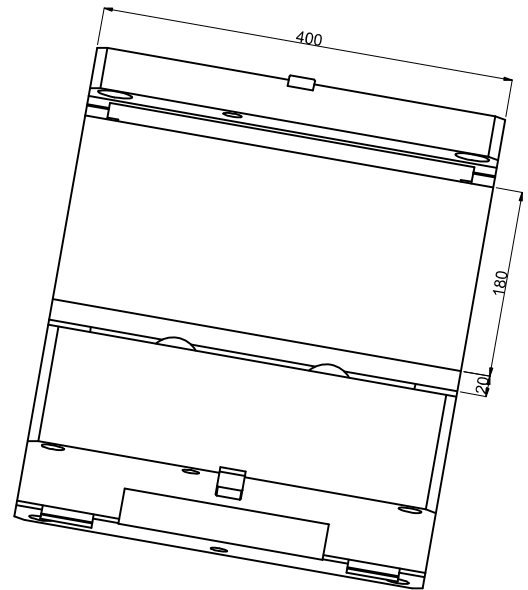
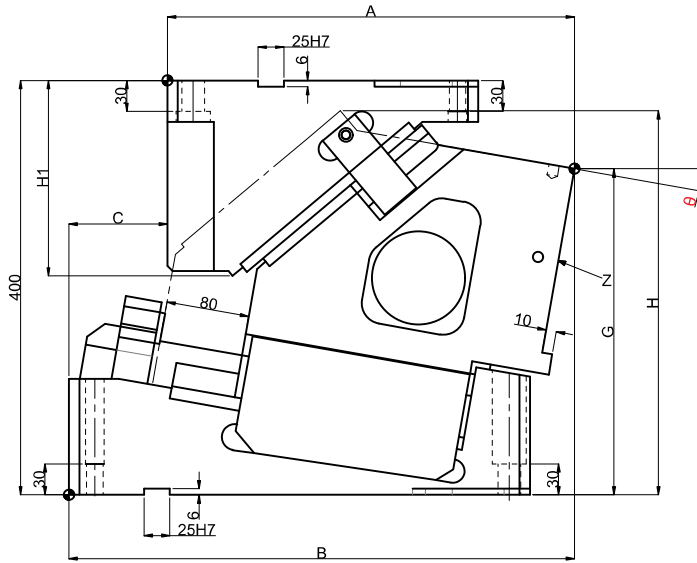
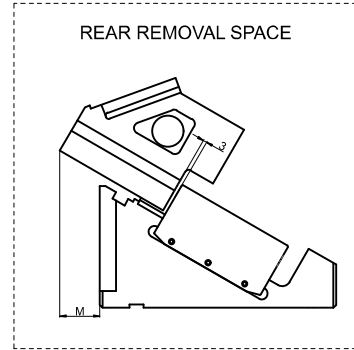
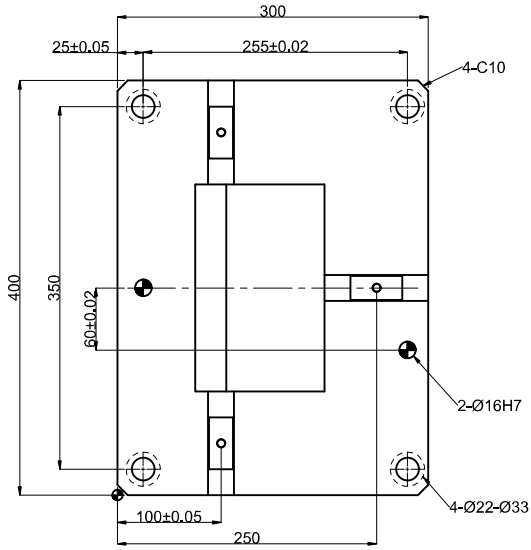
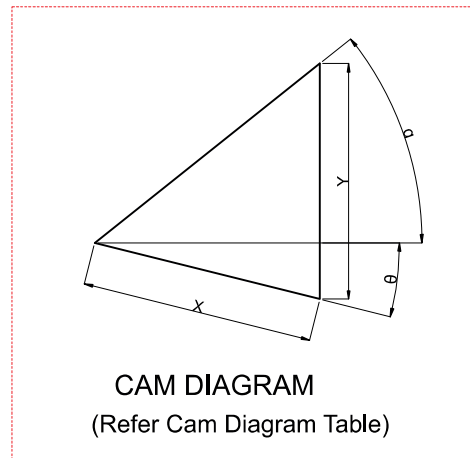
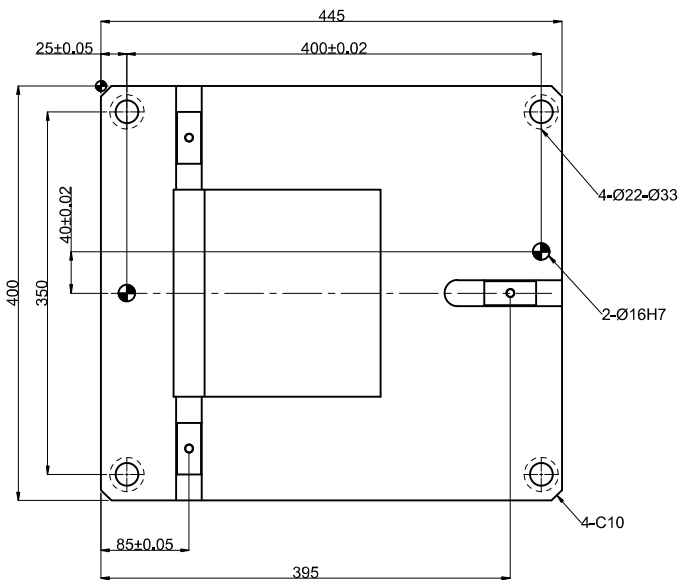


► Cam Unit - PCU-CS-11-400-(00-20)



Z-View



CAM DIAGRAM  
(Refer Cam Diagram Table)

## ► Cam Unit - PCU-CS-11-400-(00-20)

| Cam Dimensions |          |        |        |     |        |        |       | Cam Diagram |      |          |
|----------------|----------|--------|--------|-----|--------|--------|-------|-------------|------|----------|
| W              | $\theta$ | A      | B      | C   | F      | G      | H     | X           | Y    | $\alpha$ |
| 400            | 00°      | 395.00 | 445.00 | 50  | 219.90 | 341.00 | 355.2 | 124.5       | 95.3 | 50°      |
|                | 05°      | 394.20 | 469.20 | 75  | 208.10 | 325.67 | 359.9 | 112.7       | 86.7 | 45°      |
|                | 10°      | 392.94 | 487.94 | 95  | 190.90 | 314.68 | 368.6 | 102.8       | 80   | 40°      |
|                | 15°      | 391.09 | 501.09 | 110 | 174.60 | 302.08 | 375.4 | 94.3        | 74.8 | 35°      |
|                | 20°      | 393.52 | 518.52 | 125 | 164.20 | 282.93 | 375.0 | 86.8        | 70.8 | 30°      |

| Spring Force            |            |                       |                 |              |     |          |
|-------------------------|------------|-----------------------|-----------------|--------------|-----|----------|
| Working force KN (tonf) | Cam Slider | Gas spring (standard) | Total weight kg | Catalog Code | W   | $\theta$ |
| Max. working force      | Weight kg  | Max. force N(kgf)     |                 |              |     |          |
| 431.5(44.0)             | 151        | 22000(2244.9)         | 345             | PCU-CS11     | 400 | 00°      |
|                         |            |                       | 341             |              |     | 05°      |
|                         |            |                       | 348             |              |     | 10°      |
|                         |            |                       | 355             |              |     | 15°      |
|                         |            |                       | 366             |              |     | 20°      |

### Gas Spring (Standard)

| Gas spring Load N(kgf) | Model Spring   |
|------------------------|----------------|
| Max.load               | N-FORCE        |
| 22000(2244.9)          | NFS-S3-750-100 |

### Gas Spring ( Power option "v")

| Gas spring Load N(kgf) | Model Spring    |
|------------------------|-----------------|
| Max.load               | N-FORCE         |
| 29600(3020.4)          | NFS-S1-1000-100 |

Order Type:- CODE-SIZE(W)- $\theta$

Example:- PCU-CS11-400-10

| Alternations-    |  |
|------------------|--|
| Option Code (OC) | Specifications   |
| K                | Dedicated key is attached.(It is not assembled to the main unit) |
| NF               | Nitrogen gas is not charged.                                     |
| V                | Gas spring is changed to Power type.                             |

Order Type:- CODE-SIZE(W)- $\theta$ -OC

Example:- PCU-CS11-400-10-K